





## Quick start guide


 Indicates the compressor is on.


 Flickers to indicate inflation of the mattress  
After it has gone off, the patient can be placed on it.


 Unlock the keypad by pressing down continuously for 4 seconds to change mode.

 Dynamic Mode 	 Care Mode  ⌚ 30 mn	 Static Mode 
--	--	---

 Fixed LED: Low severity alarm. Resolve the cause or contact your maintenance service.

 Flickering LED: Medium severity alarm.  
Remove the patient from the support, resolve the cause or contact the maintenance service.

 Allows you to get technical information on operation (see instructions)

 Operation of the two CPR models :  
(see instructions)

Supports with cells equipped with heel discharges



[www.winncare.fr](http://www.winncare.fr)